



Mote

Design by Allermuir

Mote has been designed to provide a holistic solution when designing dynamic environments. Created as a complete lounge seating range, no detail is an afterthought, with every inch having been given careful consideration to eliminate dead space. The Mote family includes

sofas, ottomans, screens and accessories, each linking seamlessly to each other to create a combination of rectilinear and curvilinear forms for beautiful yet defined spaces.

Standard Features (*Selected models only)

- Traditional carcass construction with multi-density foam
- Fully upholstered
- Cast Aluminum frame
- Plastic glides with leveling adjustment
- Rear screens, rear and side screens, or corner screens*
- End arms*
- 1" TFL rear mounted work top*

Optional Features

- Frame integrated power unit options (See price guide)
- Integral vertical cable management
- End arms | Single arms - mid | Double arms - intermediate
- Magnetic dry whiteboard
- Bag/Coat hooks
- Felt glides
- Two-tone upholstery
- Choice of finish options available (See finish page)

Performance Standards

- SCS-EC10.3-2014 v. 4.0 Indoor Advantage Gold



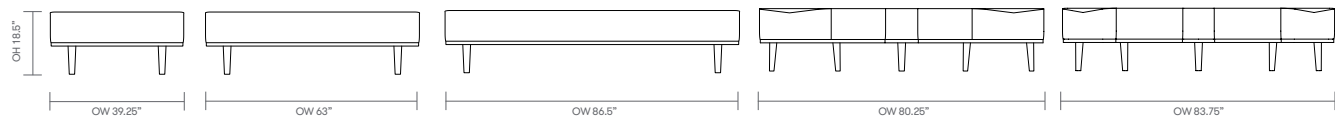
Design Design by Allermuir

Our team of talented in house designers are responsible for creating elegant, innovative furniture designs which not only look beautiful, but minimise the impact on the world around us.

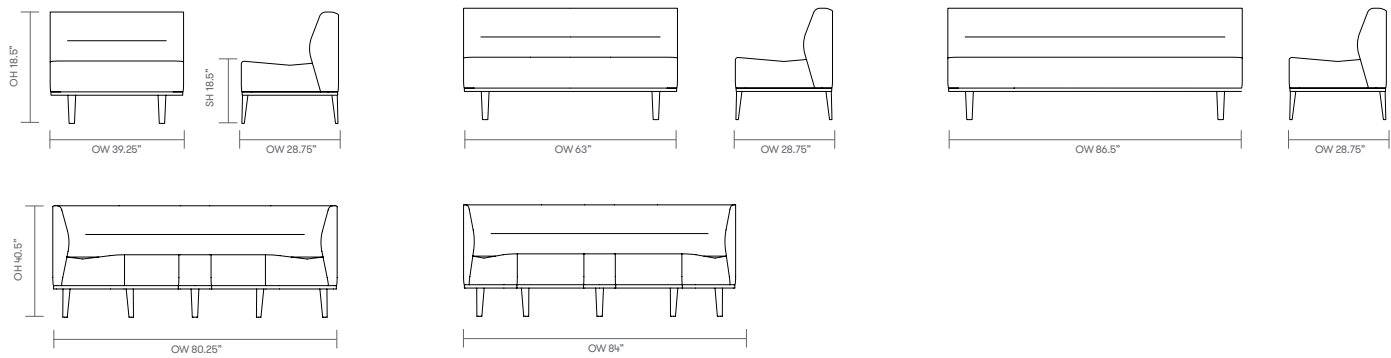
They come from all over the world, but are based in our Design Center located in a quiet Lancashire village just outside the Ribble Valley. Our dedicated facility is over three floors which include studios, a materials test center and prototyping lab.

Dimensions

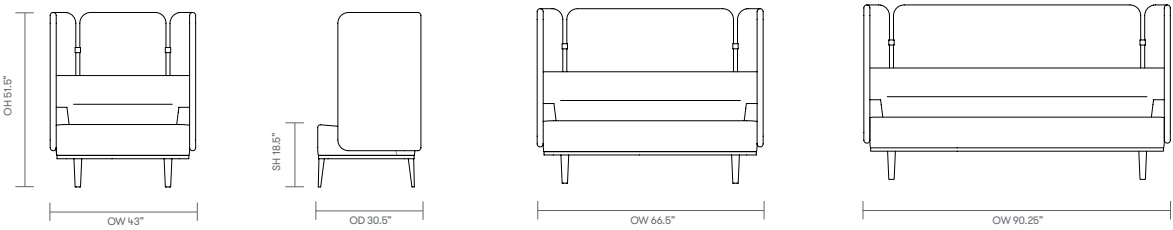
Ottoman



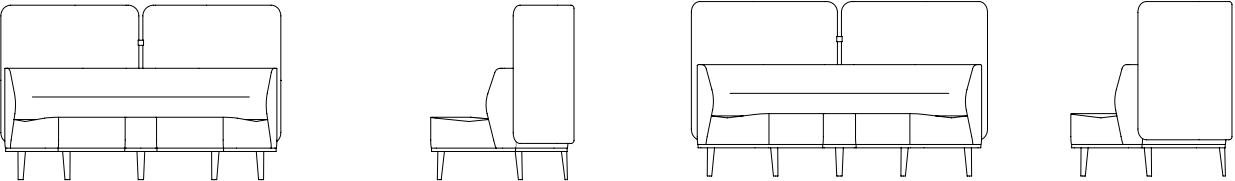
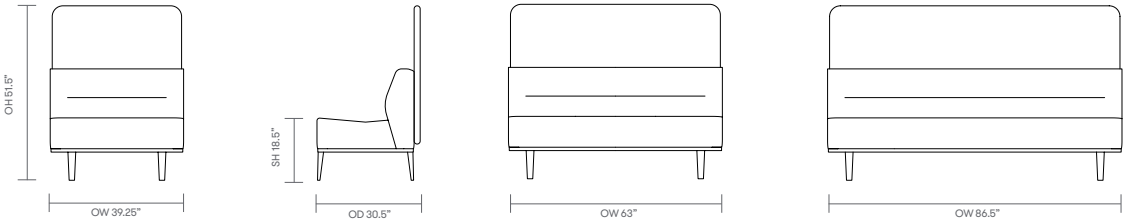
Sofa



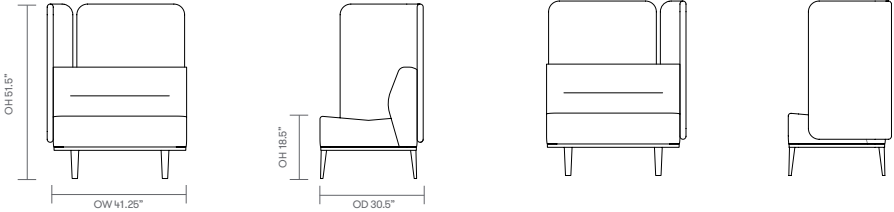
Rear Screen



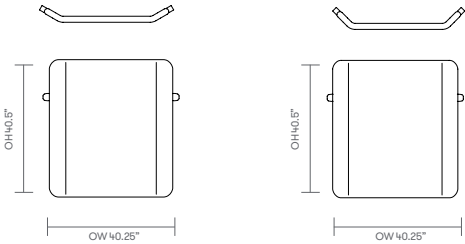
Rear Screen



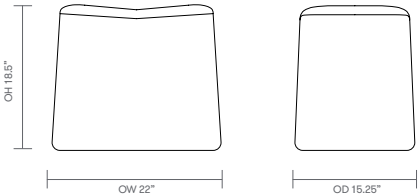
Side Screen



Bridging Screen



Footstool



Finish Options


Cast aluminum legs finished in Black (Textured), Anthracite Gray, or Light Gray powder coat

Screen attachment brackets in Black (standard)*
Table support base plate finished in Black (standard) powder coat*

Metal Finishes



Black (Textured)




Anthracite Gray




Light Gray


Fenix Laminates




Beige Arizona



Bianco Kos



Grigio Aragona



Grigio Bromo




Grigio Londra



Nero Ingo

TFL - Standard Options




Strata Oak



Urban Maple




White




Greige Castello Oak



Dark Rockford Hickory



Winter Oak



Light Gray

TFL - Premium Colors



Basalt



Premium White



Premium Black



Taupe Gray



Slate Gray



Cobalt Gray



Alby Blue




Smoke Green



Deep Sahara

TFL - Premium Woodgrains



Brown Casella Oak



Natural Casella Oak



Light Natural Casella Oak



Black Casella Oak U999 ST40

Note: Color images are for reference only. Please verify with actual color sample.