



Conic Tables

Conic's range of low level tables work effortlessly with both the Conic and Open ranges given that they share a common design language.

The beautifully simple Polished Chrome wire base offers a light functional structure, that allows the tables to work effortlessly in a multitude of environments.

Design by PearsonLloyd



Design
PearsonLloyd

Luke Pearson and Tom Lloyd first met while studying Furniture Design and Industrial Design respectively, at London's prestigious Royal College of Art. They set up their multi award winning design studio in 1997. Since then the studio has created stunning

solutions for a variety of international clients from the aviation, workplace, urban design and healthcare sectors identifying and responding to shifting patterns of behaviour in contemporary life.

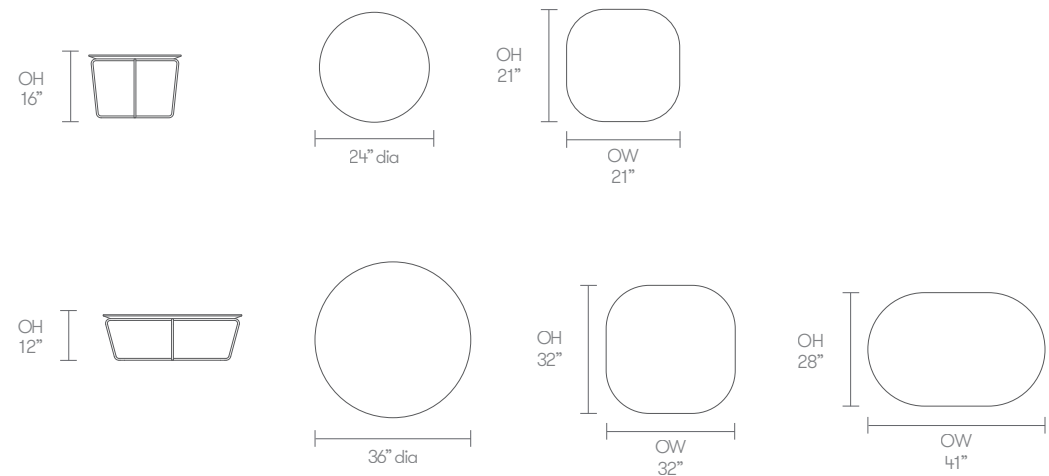
Standard Features

(* - Selected models only)
1" laminate faced MDF top with a clear finish edge profile
1" laminate faced top
Wire frame
Plastic glides

Optional Features

Range of top shapes including: soft square, circular and soft rectangular
Edge reference 11 or 69 on laminate faced tops*


Dimensions



Finish Options

Wire Frames available in all Standard metal finishes.
Table tops are available in a range of laminate from the Allermuir standard collection.
Laminate tops featuring a Reference 37 or 11 edge profile can be stained.

Metal Finishes




Edge Stains



Grade A Solid Surfaces

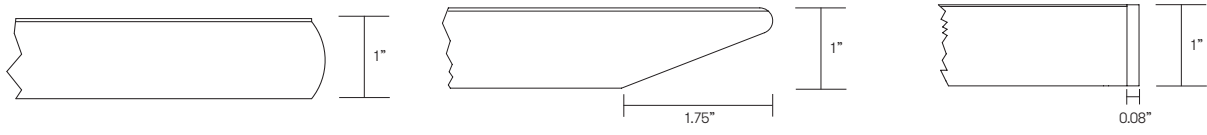


Global Laminates



Note: Color images are for reference only. Please verify with actual color sample.

Edge References



Edge Detail # 11

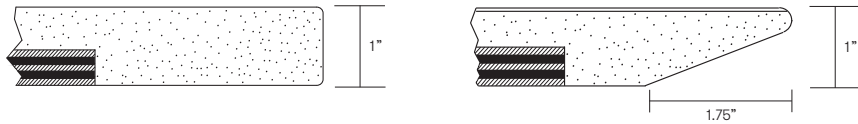
1" MDF core, specified laminate face and counterbalance with convex edge. The edge is clear finish as standard or can be stained.

Edge Detail # 37

HPL laminate over a 1" MDF core counter balanced. The edge is cut back with a chamfer. The edge is clear finish as standard or can be stained.

Edge Detail # 69

HPL laminate over a 1" MDF core with matching or solid PVC edge.



Edge Detail # 80

Solid surface 1" thick backed with hardwood plywood.

Edge Detail # 82

Solid surface 1" thick backed with hardwood plywood.

Note: Color images are for reference only. Please verify with actual color sample.